

Digital thermo-hygrometer

CH-908, A Large LCD smart, high precision thermometer, it is widely used in various office, home, lab, workshop etc

Have it, you can always monitor the indoor T&H and enjoy your life easily; have it, healthy and scientific life start from now on!



一. Specification:

Temp range	-10℃~50℃
Humidity range	10%-99%
Temp accuracy	±1℃
Humidity accuracy	±3%(25℃,40%~80%) ; Others ±5%
Resolution	Temp: 1℃; Hum:1% RH
Product size	103×85×39mm
LCD size	90×66mm
N.W.	70g
Measuring period	10S
Power supply	3V (1*CR2016 battery)

二、Features:

1. 5mm ultra-thin and stand-up style , fashionable and elegance appearance , large LCD display temperature, humidity, time, weather forecast at the same time.
2. Low battery reminder: the battery icon flash when voltage below 2.4V.
3. 12hr/24hr time mode adjustable.
4. Weather forecast function, predict the weather based on real-time temperature and humidity changes.
5. Temperature “℃/℉” switch function, Celsius or Fahrenheit display can be chosen to meet different customer’s habit.
6. Low power consumption, high precision and high stability.

三、Operation Instruction:

Open the battery tank and take out the insulator to install the battery. It start work and display current temperature, humidity, simulated weather forecast before any operation; the time is in initial state.

(一) Time setting operation


At initial state, press button”SET” for 3s get into time setting state, the clock starts to flicker, then press “ADJ” to adjust the hour upwards,hold it could adjust it upward quickly, press “SET” again to switch to minute setting, press “ADJ” to adjust minute upward, hold it the minute upward quickly. Press “SET” third time, press “ADJ” to select 12 or 24 hour mode and press “SET” for confirmation.

(二) Switch “℃ / ℉”

Press button “℃/℉”to select Celsius or Fahrenheit.

(三) “RESET”operation

Pin the“RESET”hole to restart it.



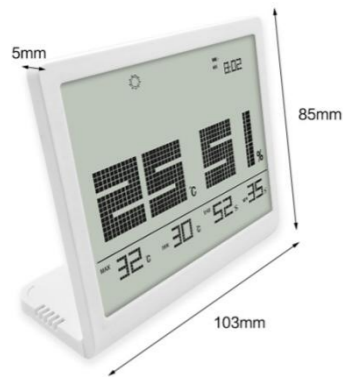
*Notes:

1. When the font display becomes faint, it mean the battery is low and need change new battery.
2. The time need to be reset when battery changed.

Digital thermo-hygrometer

CH-906, A Large LCD smart, high precision thermometer, it is widely used in various office, home, lab, workshop etc

Have it, you can always monitor the indoor T&H and enjoy your life easily; have it, healthy and scientific life start from now on!



二. Specification:

Temp range	-10℃~50℃
Humidity range	10%-99%
Temp accuracy	±1℃
Humidity accuracy	±3%(25℃,40%~80%) ; Others ±5%
Resolution	Temp: 1℃; Hum:1% RH
Product size	103×85×39mm
LCD size	90×66mm
N.W.	70g
Measuring period	10S
Power supply	3V (1*CR2016 battery)

二. Features:

1. 5mm ultra-thin and stand-up style , fashionable and elegance appearance , large LCD display temperature, humidity, max/min memory, time, weather forecast at the same time.
2. Low battery reminder : the battery icon flash when voltage below 2.4V.
3. Display current temperature and humidity, recorded MAX/MIN value of indoor temperature and humidity.
4. 12hr/24hr time mode adjustable.
5. Weather forecast function, predict the weather based on real-time temperature and humidity changes.
6. Temperature “C/F” switch function, Celsius or Fahrenheit display can be chosen to meet different customer’s habit.
7. Low power consumption, high precision and high stability.

三. Operation Instruction:

Open the battery tank and take out the insulator to install the battery. It start work and display current temperature, humidity, simulated weather forecast before any operation; the time is in initial state.

(一) Time setting operation

At initial state, press button”SET” for 3s get into time setting state, the clock starts to flicker, then press “ADJ” to adjust the hour upwards,hold it could adjust it upward quickly, press “SET” again to switch to minute setting, press “ADJ” to adjust minute upward, hold it the minute upward quickly. Press “SET” third time, press “ADJ” to select 12 or 24 hour mode and press “SET” for confirmation.


(二) Switch“C / F”

Press button “C/F”to select Celsius or Fahrenheit.

(三) Button“ADJ” : Press 3s to clear MAX/MIN memory.

(四) “RESET”operation

Pin the“RESET”hole to restart it, the MAX/MIN memory will also be cleared.



*Notes:

1. When the font display becomes faint, it mean the battery is low and need change new battery.
2. MAX/MIN memory be cleared and the time need to be reset when battery changed.